

find your space

# Electronic hook switch guide

For Plantronics wireless systems



# Electronic Hook Switch Overview

The Plantronics family of wireless headsets are designed to work with a wide range of telephone systems. Plantronics has developed the Electronic Hook Switch (EHS) range to enable customers to answer and end calls away from their desks. This is especially important where the physical design of the telephone does not allow for the use of Plantronics traditional HL10 lifter which also performs this function. This document provides guidance on the current system compatibility for the Electronic Hook Switches. For telephones not listed on this guide refer to the 'Find My Headset' tool on Plantronics.com

## System Compatibility Overview

Manufacturer	Electronic Hookswitch type	Operational Performance			Page No.	Phones Supported
		Ringer Alert	Electronics Hookswitch controls			
			Phone	Headset		
Aastra DeTeWe	AP-1 + EHS Module	Yes	Yes	Yes	2	OpenPhone 63, 65, 71, 73, 75, 73IP, 75IP
Aastra Intelligate	AP-1	Yes	Yes	Yes	3	Office 60IP, 70IP, 80IP
Agfeo	AP-1	Yes	Yes	Yes	4	ST30, ST40
Alcatel	AP-2	Yes	No*	Yes	5	IP Touch 4068, IP Touch 4028, IP Touch 4038, 4029, 4039
Auerswald	AP-1 + EHS Module	No	Yes	Yes	6	COMfort 1000, COMfort 1200, COMfort 2000 Plus, COMfortel 2500
Avaya	N/A	Yes	Yes	Yes	7	2420, 4610, 4610SW, 4620, 4620SW, 4621, 4622, 4625, 5420, 5610, 5620
Avaya	N/A	Yes	No	Yes	7	9620, 9630, 8410, 8411, 6416, 6424
Avaya Integral	AEI	Yes	Yes	Yes	8	TH13, T3 Comfort
Cisco	HHC	Yes	Yes	Yes	9	7942G, 7945G, 7962G, 7965G, 7975G
Funkwerk	AP-1	Yes	Yes	Yes	10	CS290U, CS410, CS410U, IP-5400
Siemens optiPoint	AP-1	Yes	Yes	Yes	11	optiPoint 410 with Acoustic Adapter, optiPoint 500 with Acoustic Adapter, optiPoint 600 with Acoustic Module, optiPoint 420 with Acoustic Adapter
Siemens openStage	AP-1	Yes	Yes	Yes	12	openStage 40, openStage 60, openStage 80
Snom	N/A	Yes	Yes	Yes	13	320, 360, 370
T-Systems	AP-1	Yes	Yes	Yes	14	Octophon F20 with Acoustic Adapter, Octophon F30 with Acoustic Adapter, Octophon F40 with Acoustic Adapter, Octophon F50 with Acoustic Adapter, System F900 an F20/F30/F40 with Acoustic Adapter
Tiptel	AP-1	Yes	Yes	Yes	15	85 System

\*The AP-2 maintains a constant link between the headset and the base even when the headset is docked.



EHS modules allow remote call answering.



Voyager™ 510



CS70N










CS60



SupraPlus™ Wireless

## Order Information

Standalone SKU for use with any Plantronics Wireless system		Avaya Wireless Headsets with integrated EHS			
EHS Type	Part No.	Description	Part No.	Description	Part No.
AP-1/A	36664-01	AWH-75N 	77306-03 (UK) 77306-02 (Euro)	AWH450N (Monaural NC) 	72236-03 (UK) 72236-02 (Euro)
AP-2/A	39361-01	AWH-65+ 	36650-20 (UK) 36650-19 (Euro)	AWH-460N (Binaural NC) 	72235-03 (UK) 72235-02 (Euro)
AEI	36477-01 (Tenovis branded)	ABT-35+ 	72837-02 (UK) 72836-02 (Euro)		
AEI P	36477-02 (Plantronics branded)				
HHC	37978-01				

For detailed information on what to order and how to set up EHS on each of these systems, please click on table to take you to the appropriate page.

# Aastra DeTeWe

## Electronics Hook Switch

### 1. Supported Telephones



- OpenPhone 63, 65

EHS Solution: **A2 Adapter**

Also required: **EHS Module**

- OpenPhone 71, 73, 75, 73IP, 75IP

EHS Solution: **AP-1**

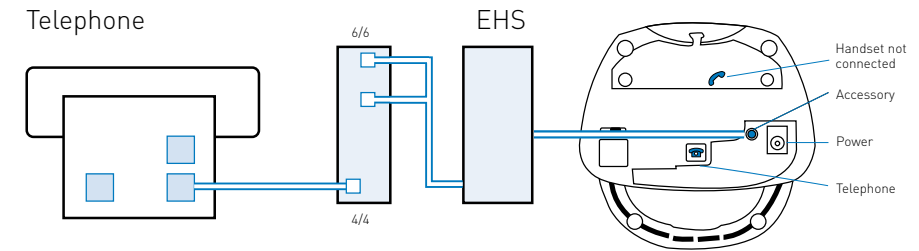
### 2. Order Information

Headset System	Description	Part No.
	<b>CS60</b>	36995-01 (UK) 36995-02 (Euro)
	<b>CS70N</b>	39448-01 (UK) 39448-02 (Euro)
	<b>Voyager510S</b>	72272-04 (UK) 72272-05 (Euro)
	<b>SupraPlus Wireless</b>	<b>Monaural NC</b> 39986-01 (UK) 39986-02 (Euro) <b>Binaural NC</b> 39261-01 (UK) 39261-02 (Euro)

### 3. Add EHS Module

EHS Adapter	Description	Part No.
	<b>A2-Adapter</b>	Order from DeTeWe for openphone 63, 65
	<b>AP-1</b>	For openphone 71, 73, 75, 73IP, 75IP
	<b>EHS Module</b>	Order from Service-und for openphone 63 and 65 only

### 5. Setup Information



Headset set up information	Diagrams
Set rotary switch to 1	
Set rear slide switch to 3	
Set bottom slide switch to B	

\*Service-und, Dienstleistungszentrum GmbH Leipzig, Schöblichstr. 65a, 04299 Leipzig, Germany



Plantronics Ltd  
Wootton Bassett, UK  
0800 410014  
+44 (0)1793 842200

Plantronics Ireland  
Regus House,  
Harcourt Centre, Harcourt Rd  
Dublin 2  
Office: ++353 (0) 1 477 3919  
Service ROI: 1800 551 896

Plantronics GmbH  
Hürth, Deutschland  
Deutschland: 0800 9323 400  
Österreich: 0800 242 500  
Schweiz: 0800 932 340

Plantronics B.V.  
Hoofddorp, Nederland  
(0)0800 PLANTRONICS  
0800 7526876 (NL)  
00800 75268766 (BE/LUX)

Plantronics Sarl  
Noisy-le-Grand, France  
 **0 825 0 825 99**  
0.100 € TTC / MN  
+33 (0)1 41 67 41 41

Nordic Region  
Finland: 0800 117 095  
Sverige: 0200 21 46 81  
Danmark: 8088 4610  
Norge: 800 11336

Plantronics Middle East,  
Eastern Europe and Africa  
+44 (0)1793 842443

Plantronics Iberia,  
S.L.Madrid, España  
902 41 51 91  
Portugal  
800 84 45 17

Plantronics Acoustics  
Italia Srl, Milano, Italia  
Numero Verde: 800 950934

# Aastra Intelligate





## Electronics Hook Switch

### 1. Supported Telephones




- Office 60IP
- Office 70IP
- Office 80IP

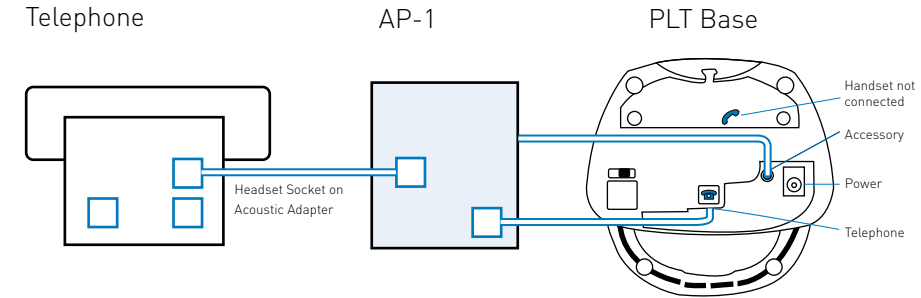
### 2. Order Information

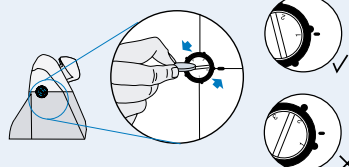
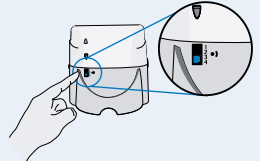
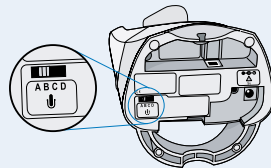
Headset System	Description	Part No.
	<b>CS60</b>	36995-01 (UK) 36995-02 (Euro)
	<b>CS70N</b>	39448-01 (UK) 39448-02 (Euro)
	<b>Voyager510S</b>	72272-04 (UK) 72272-05 (Euro)
	<b>SupraPlus Wireless</b>	<b>Monastral NC</b> 39986-01 (UK) 39986-02 (Euro) <b>Binaural NC</b> 39261-01 (UK) 39261-02 (Euro)

### 3. Add EHS Module

EHS Adapter	Description	Part No.
	<b>AP-1</b>	36664-01

### 4. Setup Information



Headset set up information	Diagrams
Set rotary switch to 1	
Set rear slide switch to 3	
Set bottom slide switch to B	



### 1. Supported Telephones



- ST30
- ST31
- ST40

### 2. Order Information

Headset System	Description	Part No.
	<b>CS60</b>	36995-01 (UK) 36995-02 (Euro)
	<b>CS70N</b>	39448-01 (UK) 39448-02 (Euro)
	<b>Voyager510S</b>	72272-04 (UK) 72272-05 (Euro)
	<b>SupraPlus Wireless</b>	<b>Monaural NC</b> 39986-01 (UK) 39986-02 (Euro)
		<b>Binaural NC</b> 39261-01 (UK) 39261-02 (Euro)

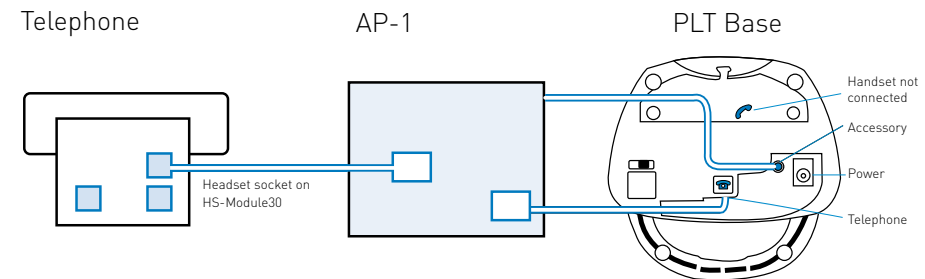
### 3. Add EHS Module

EHS Adapter	Description	Part No.
	<b>AP-1</b>	36664-01

### 4. Also Required (for ST30 Only)

	<b>HS-Module 30</b>	Order from Agfeo
--	---------------------	------------------

### 5. Setup Information



Headset set up information	Diagrams
Set rotary switch to 1	
Set rear slide switch to 3	
Set bottom slide switch to B	

# Alcatel Lucent

## Electronic Hook Switch

### 1. Supported Telephones




- IP Touch 4068
- IP Touch 4038
- IP Touch 4028
- Touch 4039
- Touch 4029

The AP-2 maintains a constant link between the headset and base even when the headset is docked.

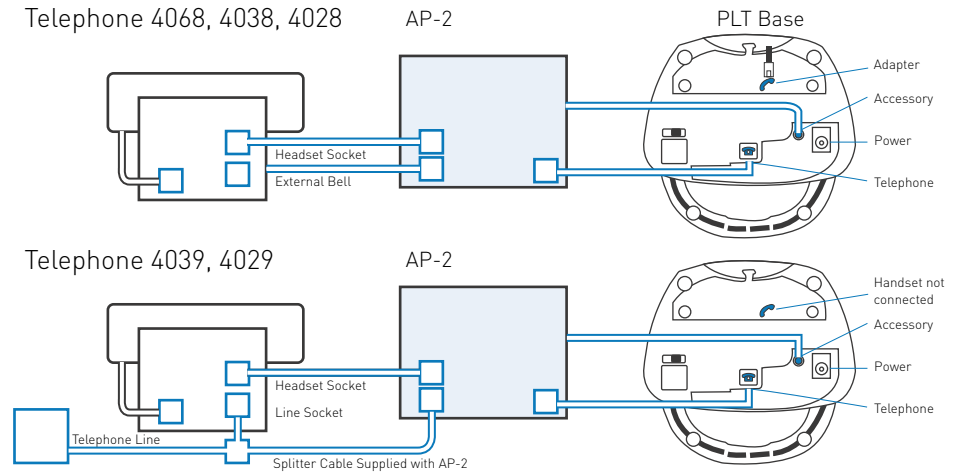
### 2. Order Information

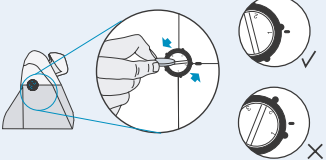
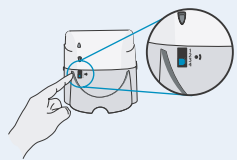
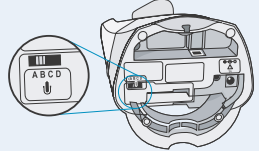
Headset System	Description	Part No.
	<b>CS60</b>	36995-01 (UK) 36995-02 (Euro)
	<b>CS70N</b>	39448-01 (UK) 39448-02 (Euro)
	<b>SupraPlus Wireless</b>	<b>Monaural NC</b> 39986-01 (UK) 39986-02 (Euro) <b>Binaural NC</b> 39261-01 (UK) 39261-02 (Euro)

### 3. Add EHS Module

EHS Adapter	Description	Part No.
	<b>AP-2</b>	39361-01

### 4. Setup Information



Headset set up information	Diagrams
Set rotary switch to 1	
Set rear slide switch to 3	
Set bottom slide switch to B	



# Auerswald

## Electronic Hook Switch

### 1. Supported Telephones



- COMfort 1000      EHS Module
- COMfort 1200      EHS Module
- COMfort 2000 Plus      EHS Module
- COMfortel 2500      AP-1

### 2. Order Information

Headset System	Description	Part No.
	<b>CS60</b>	36995-01 (UK) 36995-02 (Euro)
	<b>CS70N</b>	39448-01 (UK) 39448-02 (Euro)
	<b>Voyager510S</b>	72272-04 (UK) 72272-05 (Euro)
	<b>SupraPlus Wireless</b>	<b>Monaural NC</b> 39986-01 (UK) 39986-02 (Euro) <b>Binaural NC</b> 39261-01 (UK) 39261-02 (Euro)

### 3. Add EHS Module

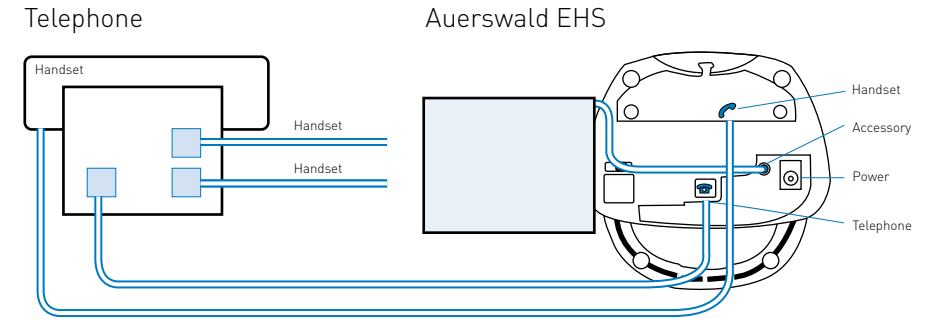
EHS Adapter	Description	Part No.
	<b>EHS Module</b>	Order from service-und*

\*Service-und, Dienstleistungszentrum GmbH Leipzig, Schöblichstr. 65a, 04299 Leipzig, Germany

### 4. Add AP-1 Module

EHS Adapter	Description	Part No.
	<b>AP-1</b>	36664-01

### 5. Setup Information



Headset set up information	Diagrams
Set rotary switch to 1	
Set rear slide switch to 3	
Set bottom slide switch to B	

Note: RINGER ALERT IS ONLY SUPPORTED ON COMfortel 2500



# Avaya

## Electronic Hook Switch

### 1. Supported Telephones



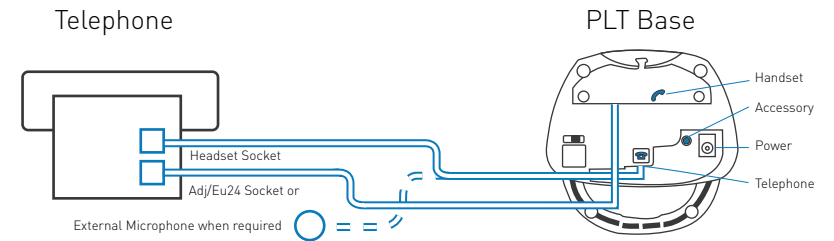
Telephone	AWH/ABT
2420	Yes
4610/4610SW	Yes
4620/4620SW	Yes
4621/4621SW	Yes
4622/4622SW	Yes
4625/4625SW	Yes
4630/4630SW	Yes
5420	Yes
5610	Yes
5620	Yes
2410	Yes*
5410	Yes*
6416D+M	Yes*
6424D+M	Yes*
8403	Yes*
8405	Yes*
8410D	Yes*
8411D	Yes*
8434	Yes*
9620	Yes*
9630	Yes*

\*Note – The external microphone that came supplied with the wireless headset must be used to provide the ringer indication.

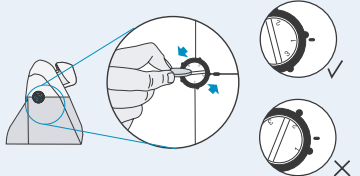
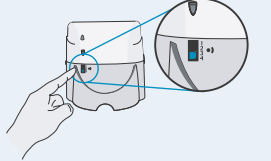
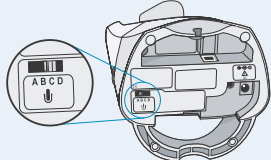
### 2. Order Information

Headset EHS Internal	Description	Part No.
	<b>AWH-65+</b>	36650-20 (UK) 36650-19 (Euro)
	<b>ABT-35+</b>	72837-02 (UK) 72836-02 (Euro)
	<b>AWH75N</b>	77306-03 (UK) 77306-02 (Euro)
	<b>AWH460N</b>	72235-03 (UK) 72235-02 (Euro)
	<b>AWH450N</b>	72236-03 (UK) 72236-02 (Euro)

### 3. Setup Information



Refer to user guide for exact setup for your particular phone

Headset set up information	Diagrams
Refer to user guide for rotary switch settings	
Refer to user guide for rear slide switch settings	
Refer to user guide for bottom slide switch settings	



Plantronics Ltd  
Wootton Bassett, UK  
0800 410014  
+44 (0)1793 842200

Plantronics Ireland  
Regus House,  
Harcourt Centre, Harcourt Rd  
Dublin 2  
Office: ++353 (0) 1 477 3919  
Service ROI: 1800 551 896

Plantronics GmbH  
Hürth, Deutschland  
Deutschland: 0800 9323 400  
Österreich: 0800 242 500  
Schweiz: 0800 932 340

Plantronics B.V.  
Hoofddorp, Nederland  
(0)0800 PLANTRONICS  
0800 7526876 (NL)  
00800 75268766 (BE/LUX)

Plantronics Sarl  
Noisy-le-Grand, France  
 0 825 0 825 99  
+33 (0)1 41 67 41 41

Nordic Region  
Finland: 0800 117 095  
Sverige: 0200 21 46 81  
Danmark: 8088 4610  
Norge: 800 11336

Plantronics Middle East,  
Eastern Europe and Africa  
+44 (0)1793 842443

Plantronics Iberia,  
S.L.Madrid, España  
902 41 51 91  
Portugal  
800 84 45 17

Plantronics Acoustics  
Italia Srl, Milano, Italia  
Numero Verde: 800 950934

# Avaya Integral

## Electronic Hook Switch

### 1. Supported Telephones






- TH13 / TM13 with SW Ex 7.17 (F package) and AEI interface
- T3 Comfort / Classicab SW T110\_ODE (A package) in conjunction with the CTI audio link adapter


Ensure telephone is set to headset mode, refer to user guide.

System requirements I33 or I55 or ICC 13 and 15.


### 2. Order Information

Headset System	Description	Part No.
	<b>CS60</b>	36995-01 (UK) 36995-02 (Euro)
	<b>CS70N</b>	39448-01 (UK) 39448-02 (Euro)
	<b>Voyager510S</b>	72272-04 (UK) 72272-05 (Euro)
	<b>SupraPlus Wireless</b>	<b>Monaural NC</b> 39986-01 (UK) 39986-02 (Euro)
		<b>Binaural NC</b> 39261-01 (UK) 39261-02 (Euro)

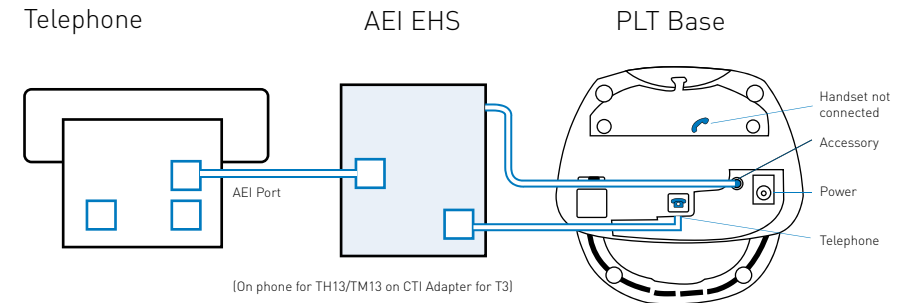
### 3. Add EHS Module

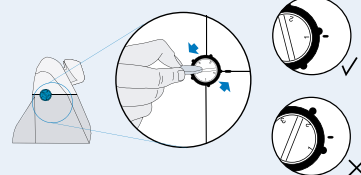
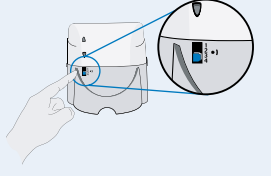
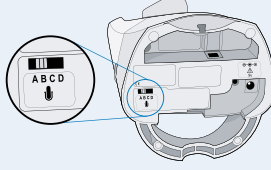
EHS Adapter	Description	Part No.
	<b>AEI</b>	36477-01 (Avaya) 36477-02 (Plantronics)

### 4. Also Required for T3 Comfort

	<b>CTI audio link adapter</b>	Order from Avaya
---	-------------------------------	------------------

### 5. Setup Information



Headset set up information	Diagrams
Set rotary switch to 1	
Set rear slide switch to 3	
Set bottom slide switch to D	



Plantronics Ltd  
Wootton Bassett, UK  
0800 410014  
+44 (0)1793 842200

Plantronics Ireland  
Regus House,  
Harcourt Centre, Harcourt Rd  
Dublin 2  
Office: ++353 (0) 1 477 3919  
Service ROI: 1800 551 896

Plantronics GmbH  
Hürth, Deutschland  
Deutschland: 0800 9323 400  
Österreich: 0800 242 500  
Schweiz: 0800 932 340

Plantronics B.V.  
Hoofddorp, Nederland  
(0)0800 PLANTRONICS  
0800 7526876 (NL)  
00800 75268766 (BE/LUX)

Plantronics Sarl  
Noisy-le-Grand, France  
 0 825 0 825 99  
+33 (0)1 41 67 41 41

Nordic Region  
Finland: 0800 117 095  
Sverige: 0200 21 46 81  
Danmark: 8088 4610  
Norge: 800 11336

Plantronics Middle East,  
Eastern Europe and Africa  
+44 (0)1793 842443

Plantronics Iberia,  
S.L.Madrid, España  
902 41 51 91  
Portugal  
800 84 45 17

Plantronics Acoustics  
Italia Srl, Milano, Italia  
Numero Verde: 800 950934

### 1. Supported Telephones



#### Phones:

- 7942G
- 7945G
- 7962G
- 7965G
- 7975G

The Cisco EHS solution requires version 4.1(3) or greater of callmanager. The telephone requires the firmware to be at version 8.3 (3) or greater. By default the EHS option (Wireless headset Hookswitc Control) of the telephone is disabled at the callmanger level, please ensure it has been enabled.

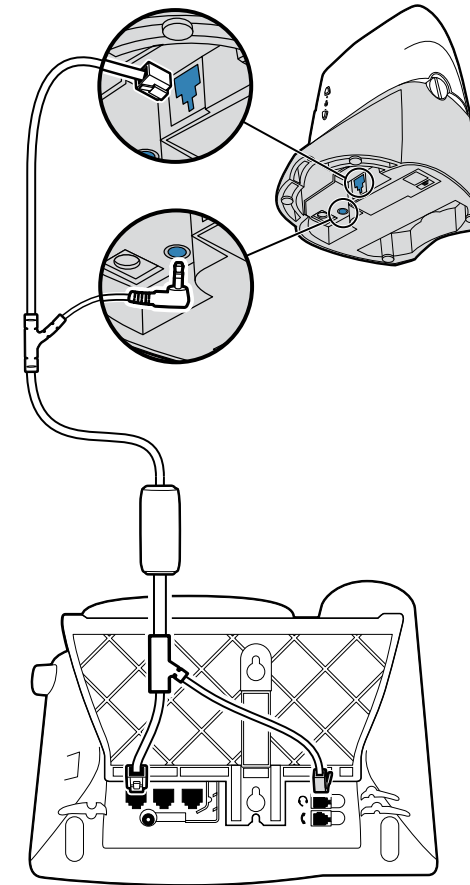
### 2. Order Information

Headset System	Description	Part No.
	<b>CS60</b>	36995-01 (UK) 36995-02 (Euro)
	<b>CS70N</b>	39448-01 (UK) 39448-02 (Euro)
	<b>Voyager510S</b>	72272-04 (UK) 72272-05 (Euro)
	<b>SupraPlus Wireless</b>	<b>Monaural NC</b> 39986-01 (UK) 39986-02 (Euro) <b>Binaural NC</b> 39261-01 (UK) 39261-02 (Euro)

### 3. Add EHS Module

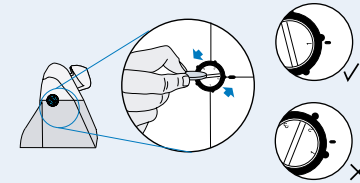
EHS Adapter	Description	Part No.
	<b>HHC</b>	37978-01

### 4. Setup Information

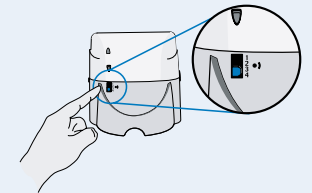


#### Headset set up information and diagrams

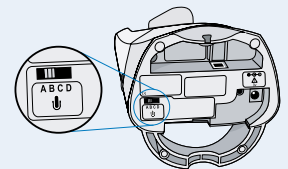
Set rotary switch to 1



Set rear slide switch to 3



Set bottom slide switch to B



# Funkwerk

## Electronics Hook Switch

### 1. Supported Telephones



- CS410

Refer to telephone manual for headset mode.





- CS290u

Contact Plantronics for further details.


- CS410-u

- IP-S400

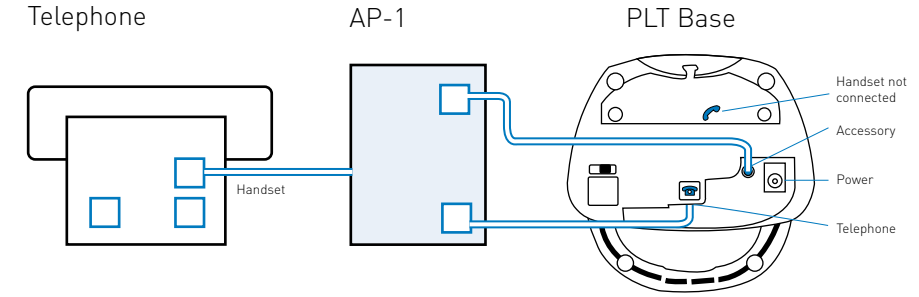
### 2. Order Information

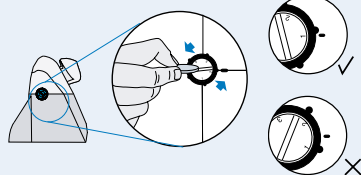
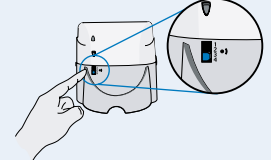
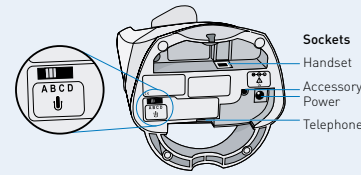
Headset System	Description	Part No.
	<b>CS60</b>	36995-01 (UK) 36995-02 (Euro)
	<b>CS70N</b>	39448-01 (UK) 39448-02 (Euro)
	<b>Voyager510S</b>	72272-04 (UK) 72272-05 (Euro)
	<b>SupraPlus Wireless</b>	<b>Monaural NC</b> 39986-01 (UK) 39986-02 (Euro)
		<b>Binaural NC</b> 39261-01 (UK) 39261-02 (Euro)

### 3. Add EHS Module

EHS Adapter	Description	Part No.
	<b>AP-1</b>	36664-01

### 4. Setup Information



Headset set up information	Diagrams
Set rotary switch to 1	
Set rear slide switch to 3	
Set bottom slide switch to B	



Plantronics Ltd  
Wootton Bassett, UK  
0800 410014  
+44 (0)1793 842200

Plantronics Ireland  
Regus House,  
Harcourt Centre, Harcourt Rd  
Dublin 2  
Office: ++353 (0) 1 477 3919  
Service ROI: 1800 551 896

Plantronics GmbH  
Hürth, Deutschland  
Deutschland: 0800 9323 400  
Österreich: 0800 242 500  
Schweiz: 0800 932 340

Plantronics B.V.  
Hoofddorp, Nederland  
(0)0800 PLANTRONICS  
0800 7526876 (NL)  
00800 75268766 (BE/LUX)

Plantronics Sarl  
Noisy-le-Grand, France  
 0 825 0 825 99  
+33 (0)1 41 67 41 41

Nordic Region  
Finland: 0800 117 095  
Sverige: 0200 21 46 81  
Danmark: 8088 4610  
Norge: 800 11336

Plantronics Middle East,  
Eastern Europe and Africa  
+44 (0)1793 842443

Plantronics Iberia,  
S.L.Madrid, España  
902 41 51 91  
Portugal  
800 84 45 17

Plantronics Acoustics  
Italia Srl, Milano, Italia  
Numero Verde: 800 950934

# Siemens Optipoint

## Electronic Hook Switch

### 1. Supported Telephones



- Optipoint 410 with acoustic adaptor
- Optipoint 420 with acoustic adaptor
- Optipoint 500 with acoustic adaptor
- Optipoint 600 with acoustic adaptor

#### System Requirements:

HiPath 500	=> Rel. 5.0
HiPath 1220	=> Rel. 2.1 build 032
HiPath 2000	=> Rel. 1.0
HiPath 3000	=> Rel. 4.0 SMR-07
HiPath 4000	=> Rel. 1.0

EHS support is not provided on Siemens Realitis Systems, on this system HL10 should be used.

# SIEMENS

### 2. Order Information

Headset System	Description	Part No.
	<b>CS60</b>	36995-01 (UK) 36995-02 (Euro)
	<b>CS70N</b>	39448-01 (UK) 39448-02 (Euro)
	<b>Voyager510S</b>	72272-04 (UK) 72272-05 (Euro)
	<b>SupraPlus Wireless</b>	<b>Monaural NC</b> 39986-01 (UK) 39986-02 (Euro) <b>Binaural NC</b> 39261-01 (UK) 39261-02 (Euro)

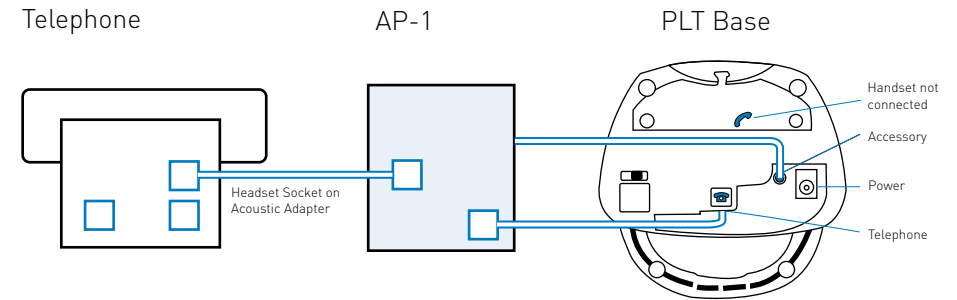
### 3. Add EHS Module

EHS Adapter	Description	Part No.
	<b>AP-1</b>	36664-01

### 4. Also Required

	<b>Acoustic Adapter</b>	Order from Siemens
--	-------------------------	--------------------

### 5. Setup Information



Headset set up information	Diagrams
Set rotary switch to 1	
Set rear slide switch to 3	
Set bottom slide switch to B	

# Siemens OpenStage





## Electronic Hook Switch

### 1. Supported Telephones




- OpenStage 40
- OpenStage 60
- OpenStage 80

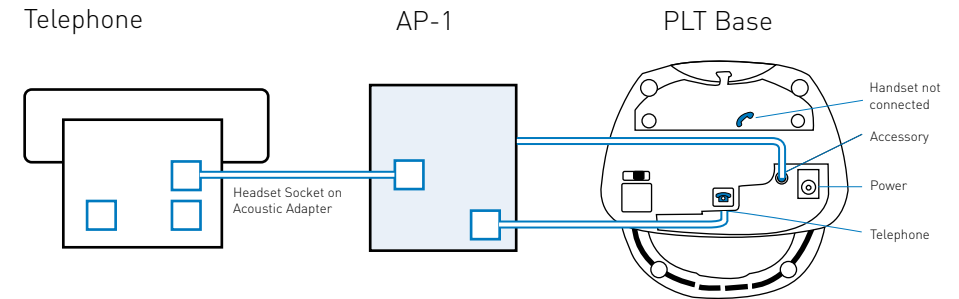
### 2. Order Information

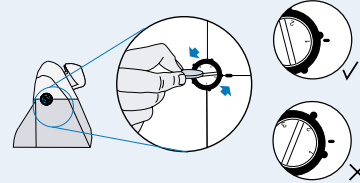
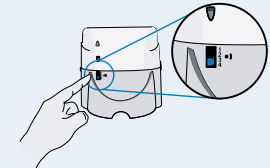
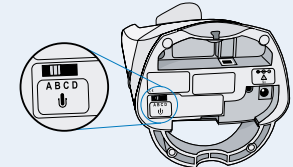
Headset System	Description	Part No.
	<b>CS60</b>	36995-01 (UK) 36995-02 (Euro)
	<b>CS70N</b>	39448-01 (UK) 39448-02 (Euro)
	<b>Voyager510S</b>	72272-04 (UK) 72272-05 (Euro)
	<b>SupraPlus Wireless</b>	<b>Monaural NC</b> 39986-01 (UK) 39986-02 (Euro) <b>Binaural NC</b> 39261-01 (UK) 39261-02 (Euro)

### 3. Add EHS Module

EHS Adapter	Description	Part No.
	<b>AP-1</b>	36664-01

### 4. Setup Information



Headset set up information	Diagrams
Set rotary switch to 1	
Set rear slide switch to 3	
Set bottom slide switch to B	

# SIEMENS

Plantronics Ltd  
Wootton Bassett, UK  
0800 410014  
+44 (0)1793 842200

Plantronics Ireland  
Regus House,  
Harcourt Centre, Harcourt Rd  
Dublin 2  
Office: ++353 (0) 1 477 3919  
Service ROI: 1800 551 896

Plantronics GmbH  
Hürth, Deutschland  
Deutschland: 0800 9323 400  
Österreich: 0800 242 500  
Schweiz: 0800 932 340

Plantronics B.V.  
Hoofddorp, Nederland  
(0)0800 PLANTRONICS  
0800 7526876 (NL)  
00800 75268766 (BE/LUX)

Plantronics Sarl  
Noisy-le-Grand, France  
 0 825 0 825 99  
+33 (0)1 41 67 41 41

Nordic Region  
Finland: 0800 117 095  
Sverige: 0200 21 46 81  
Danmark: 8088 4610  
Norge: 800 11336

Plantronics Middle East,  
Eastern Europe and Africa  
+44 (0)1793 842443

Plantronics Iberia,  
S.L.Madrid, España  
902 41 51 91  
Portugal  
800 84 45 17

Plantronics Acoustics  
Italia Srl, Milano, Italia  
Numero Verde: 800 950934

# Snom

## Electronics Hook Switch

### 1. Supported Telephones




- Snom 320\*
- Snom 360\*
- Snom 370\*

\*Firmware must be version 6.5.8 or higher.

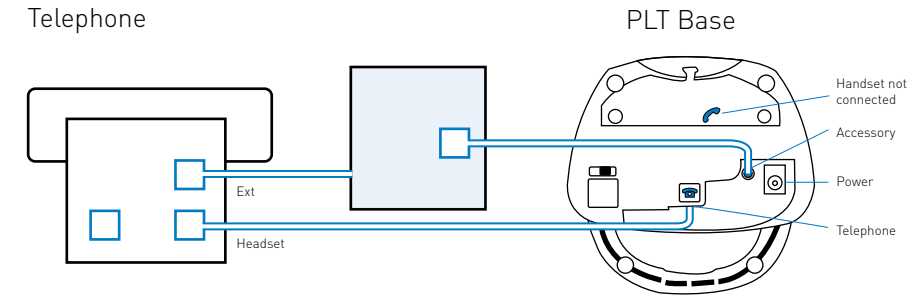
### 2. Order Information

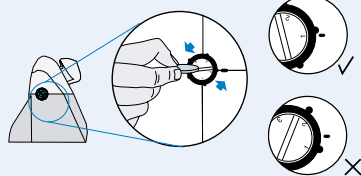
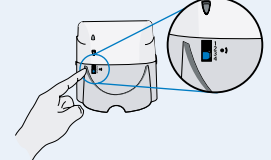
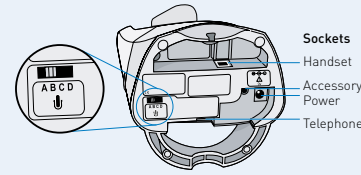
Headset System	Description	Part No.
	<b>CS60</b>	36995-01 (UK) 36995-02 (Euro)
	<b>CS70N</b>	39448-01 (UK) 39448-02 (Euro)
	<b>SupraPlus Wireless</b>	<b>Monaural NC</b> 39986-01 (UK) 39986-02 (Euro) <b>Binaural NC</b> 39261-01 (UK) 39261-02 (Euro)

### 3. Add EHS Module

EHS Adapter	Description	Part No.
	<b>Wireless headset adapter</b>	Order from Snom

### 4. Setup Information



Headset set up information	Diagrams
Set rotary switch to 1	
Set rear slide switch to 3	
Set bottom slide switch to B	



[http://wiki.snom.com/Snom320/Accessories/Interface\\_Box#Plantronics](http://wiki.snom.com/Snom320/Accessories/Interface_Box#Plantronics)

Plantronics Ltd  
Wootton Bassett, UK  
0800 410014  
+44 (0)1793 842200

Plantronics Ireland  
Regus House,  
Harcourt Centre, Harcourt Rd  
Dublin 2  
Office: ++353 (0) 1 477 3919  
Service ROI: 1800 551 896

Plantronics GmbH  
Hürth, Deutschland  
Deutschland: 0800 9323 400  
Österreich: 0800 242 500  
Schweiz: 0800 932 340

Plantronics B.V.  
Hoofddorp, Nederland  
(0)0800 PLANTRONICS  
0800 7526876 (NL)  
00800 75268766 (BE/LUX)

Plantronics Sarl  
Noisy-le-Grand, France  
 0 825 0 825 99  
+33 (0)1 41 67 41 41

Nordic Region  
Finland: 0800 117 095  
Sverige: 0200 21 46 81  
Danmark: 8088 4610  
Norge: 800 11336

Plantronics Middle East,  
Eastern Europe and Africa  
+44 (0)1793 842443

Plantronics Iberia,  
S.L.Madrid, España  
902 41 51 91  
Portugal  
800 84 45 17

Plantronics Acoustics  
Italia Srl, Milano, Italia  
Numero Verde: 800 950934

# T-Systems

## Electronic Hook Switch

### 1. Supported Telephones



- Octophon F20 to F50

System requirement TK device  
F200 to F600 starting with V4.0SMR-07 and F900  
starting with V1.0

### 2. Order Information

Headset System	Description	Part No.
	<b>CS60</b>	36995-01 (UK) 36995-02 (Euro)
	<b>CS70N</b>	39448-01 (UK) 39448-02 (Euro)
	<b>Voyager510S</b>	72272-04 (UK) 72272-05 (Euro)
	<b>SupraPlus Wireless</b>	<b>Monaural NC</b> 39986-01 (UK) 39986-02 (Euro) <b>Binaural NC</b> 39261-01 (UK) 39261-02 (Euro)

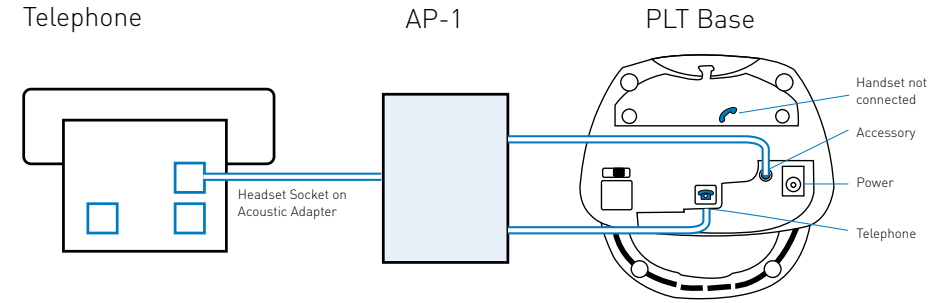
### 3. Add EHS Module

EHS Adapter	Description	Part No.
	<b>AP-1</b>	36664-01

### 4. Also Required

	<b>Universal Adapter</b>	Order from T-Coms
--	--------------------------	-------------------

### 5. Setup Information



Headset set up information	Diagrams
Set rotary switch to 1	
Set rear slide switch to 3	
Set bottom slide switch to B	



Plantronics Ltd  
Wootton Bassett, UK  
0800 410014  
+44 (0)1793 842200

Plantronics Ireland  
Regus House,  
Harcourt Centre, Harcourt Rd  
Dublin 2  
Office: ++353 (0) 1 477 3919  
Service ROI: 1800 551 896

Plantronics GmbH  
Hürth, Deutschland  
Deutschland: 0800 9323 400  
Österreich: 0800 242 500  
Schweiz: 0800 932 340

Plantronics B.V.  
Hoofddorp, Nederland  
(0)0800 PLANTRONICS  
0800 7526876 (NL)  
00800 75268766 (BE/LUX)

Plantronics Sarl  
Noisy-le-Grand, France  
 0 825 0 825 99  
+33 (0)1 41 67 41 41

Nordic Region  
Finland: 0800 117 095  
Sverige: 0200 21 46 81  
Danmark: 8088 4610  
Norge: 800 11336

Plantronics Middle East,  
Eastern Europe and Africa  
+44 (0)1793 842443

Plantronics Iberia,  
S.L.Madrid, España  
902 41 51 91  
Portugal  
800 84 45 17

Plantronics Acoustics  
Italia Srl, Milano, Italia  
Numero Verde: 800 950934

### 1. Supported Telephones



- Tiptel 85 System works with PABX Family Tiptel 3011/22 system / office

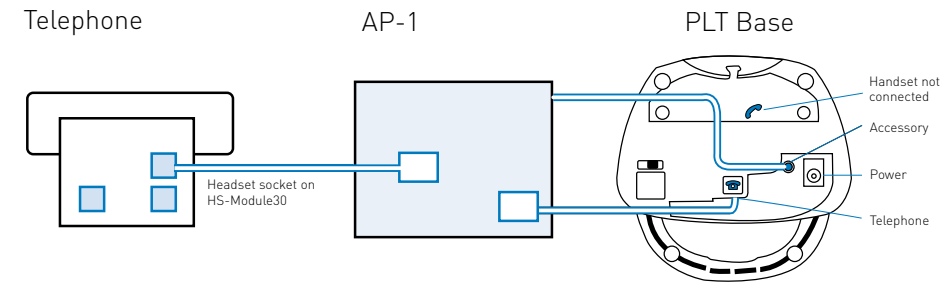
### 2. Order Information

Headset System	Description	Part No.
	<b>CS60</b>	36995-01 (UK) 36995-02 (Euro)
	<b>CS70N</b>	39448-01 (UK) 39448-02 (Euro)
	<b>Voyager510S</b>	72272-04 (UK) 72272-05 (Euro)
	<b>SupraPlus Wireless</b>	<b>Monaural NC</b> 39986-01 (UK) 39986-02 (Euro)
		<b>Binaural NC</b> 39261-01 (UK) 39261-02 (Euro)

### 3. Add EHS Module

EHS Adapter	Description	Part No.
	<b>AP-1</b>	36664-01

### 4. Setup Information



Headset set up information	Diagrams
Set rotary switch to 1	
Set rear slide switch to 3	
Set bottom slide switch to B	



**Plantronics Ltd**  
**Wootton Bassett, UK**  
0800 410014  
+44 (0)1793 842200

**Plantronics Ireland**  
**Citywest Business Campus**  
Dublin 24  
Office: +353 (0)1 4693725  
Service ROI: 1800 551 896  
UK: 0800 410014

**Plantronics GmbH**  
**Hürth, Deutschland**  
Deutschland: 0800 9323 400  
Österreich: 0800 242 500  
Schweiz: 0800 932 340

**Plantronics B.V.**  
**Hoofddorp, Nederland**  
(0)0800 PLANTRONICS  
0800 7526876 (NL)  
00800 75268766 (BE/LUX)

**Plantronics Sarl**  
**Noisy-le-Grand, France**

**N° Indigo 0 825 0 825 99**  
0,150 € TTC / MN

+33 (0)1 41 67 41 41

**Nordic Region**  
Finland: 0800 117095  
Sverige: 02002 14681  
Danmark: 8088 4610  
Norge: 800 11336

**Plantronics Middle East,**  
**Eastern Europe and Africa**  
+44 (0)1793 842443

**Plantronics Iberia, S.L.**  
**Madrid, España**  
902 41 51 91  
Portugal  
800 84 45 17

**Plantronics Acoustics**  
**Italia Srl, Milano, Italia**  
Numero Verde: 800 950934

© 2007 Plantronics, Inc. All rights reserved. Plantronics, the logo design, Find Your Space and Sound Innovation are trademarks or registered trademarks of Plantronics, Inc.

[www.plantronics.com](http://www.plantronics.com)



**Sound Innovation™ for missions to the moon. And for everyday life on this planet, too.**

In 1969, a Plantronics headset carried the historic first words from the moon: "That's one small step for man..." From the man on the moon to the man on the street, Plantronics is an innovation leader dedicated to creating communication solutions for people who understand and appreciate the real freedom of space. From outer space to inner space, find your space.

Space photo imagery courtesy of NASA

